


ODH.

CALENDAR

OF

LAND REVENUE SETTLEMENTS,

ODH.



सत्यमेव जयते

...	77	1st July 1865.	30th June 1895.	30	1st July 1895.	30th June 1925.	30
Nawālganj	30	30
Partābganj	54	Do.	Do.	30	Do.	Do.	30
Satrikh...	98	Do.	Do.	30	Do.	Do.	30
Siddhanr	168	Do.	Do.	30	Do.	30th June 1928.	33
Fatehpur	251	1st July 1865.	30th June 1896.	30	1st July 1896.	30th June 1926.	30
Rāmnagar	168	Do.	Do.	30	Do.	Do.	30
Bado Sarai	57	Do.	Do.	30	Do.	Do.	30
Mulhammadpur	83	Do.	Do.	30	Do.	Do.	30
Daryabad	241	1st July 1867.	30th June 1897.	30	1st July 1897.	30th June 1927.	30
Surājpur	107	Do.	Do.	30	Do.	Do.	30
Kudauli	196	Do.	Do.	30	Do.	Do.	30

सत्यमेव जयते

15,74,089

Local Government's Resolution 15 per cent.
No. 8000 I-30B, dated 26th August 1899.
G. I. No. 2332-337-2, dated 7th October 1899.


Calendar of Land Revenue Settlements, Oudh—(continued).

District.	Pargana or taluk.	Number of villages.	Settlement last expired.				Settlement now current.				Reference to orders confirming Settlement referred to in columns 8 to 11.	Probable increase per cent. on amount in column 11 at next settlement.	Remarks.
			Period.		Revenue demand.	Period.		Revenue demand.					
			From	To		From	To		Total number of years.	Total number of years.			
1	2	3	4	5	6	7	8	9	10	11	12	13	14
SULTANPUR...	Jagdāpur	166	1st July 1865.	30th June 1895.	30	Rs.	1st July 1895.	30th June 1927.	32	Rs.	Local Government's Resolution No. 2376 I-840A, dated 10th July 1899. 15 per cent. Initial ... 14,43,103 Intermediate 14,79,416 Final ... 14,83,683 * Exclusive of nominal demand of Rs. 4,920		
	Aldemau	475	Do. ...	Do. ...	30		Do. ...	30th June 1929.	34				
	Gaura Jāmūn	91	1st July 1866.	30th June 1896.	30		1st July 1896.	30th June 1927.	31				
	Isauli-cis-Gumti	85	Do. ...	Do. ...	30		Do. ...	Do. ...	31				
	Sultānpur Mirānpur,	399	1st July 1868.	30th June 1898.	30	Rs.	1st July 1898.	30th June 1930.	32				
	Anethi	364	Do. ...	Do. ...	30		Do. ...	30th June 1928.	30				
	Tappa Asl	97	Do. ...	Do. ...	30		Do. ...	Do. ...	30				
	Barānusa	460	1st July 1870.	30th June 1900.	30		1st July 1900.	30th June 1930.	30				
	Isauli trans-Gumti...	90	Do. ...	Do. ...	30		Do. ...	30th June 1927.	27				
	Chānda	290	Do. ...	Do. ...	30		Do. ...	30th June 1929.	29				

LUCKNOW...	LUCKNOW	...	187	1st July 1866.	30th June 1896.	30	30	1st July 1896.	30th June 1926.	30	*8,83,592	Local Government Resolution No. 3771 I-155B, dated 28th November 1898.	10 per cent.	* Exclusive of nominal demands, but inclusive of the revenue in permanently-settled estates.
LUCKNOW...	Bijnaur	...	102	Do. ...	Do.
	Kākori	...	64	1st July 1866.	30th June 1896.	30	...	Do. ...	Do.
	Mohanীগanj	...	173	Do. ...	30th June 1927.
	Nigohán	...	57	Do. ...	Do. ...	31
	Malibahad	...	188	1st July 1867.	30th June 1897.	30	7,80,393	1st July 1897.	30th June 1928.
HARDOI ...	Mahona	...	194	1st July 1868.	30th June 1898.	30	...	1st July 1898.	Do.
	Banger	...	96	1st July 1866.	30th June 1896.
	Báwan	...	57	Do. ...	Do.
	Sára (South)	...	30	Do. ...	Do. ...	30	13,63,433	Not yet sanctioned.	15,11,582	...	5 per cent.	...
	Gopaman	...	240	Do. ...	Do.
	Barwan	...	69	Do. ...	Do.

Rs.
First 5 years 8,35,000
Second " 8,65,000
Final ... 8,83,592

...	192	Po.	...	Do.	...	30
Mallánwán	Do.	...	30
Shahabad	143	1st July 1868.	30th June 1898.	Do.	...	30
Páli ...	92	Do.	Do.	Do.	...	30
Piháni	81	Do.	Do.	Do.	...	30
Alamnagar	43	Do.	Do.	Do.	...	30
Mansurnagar	25	Do.	Do.	Do.	...	30
Sára (north)	55	Do.	Do.	Do.	...	30
Saromannagar	42	Do.	Do.	Do.	...	30
Pachhoba	80	Do.	Do.	Do.	...	30
Bári ...	129	1st July 1866.	30th June 1896.	Do.	...	30
Mahmudabad	197	Do.	Do.	Do.	...	30



सत्यमेव जयते

13,63,438

Vide page 13.

...

Vide page 13.

* Exclusive of nominal demands. The stages of progression are—
Initial ... 13,86,806
Intermediate, 14,67,990

*15,11,582 Orders have not been received yet ... 5 per cent.

HARDY—
(concl.).


Sitapur ...

Calendar of Land Revenue Settlements, Oudh—(continued).

District.	Pargana or taluk.	Number of villages	Settlement last expired.				Settlement now current.				Reference to orders confirming Settlement referred to in columns 8 to 11.	Probable increase per cent. on amount in column 11 at next Settlement.	Remarks.
			Period.			Revenue demand.	Period.			Revenue demand.			
			From	To	Total number of years.		From	To	Total number of years.				
1	2	3	4	5	6	7	8	9	10	11	12	13	14
						Rs.				Rs.			
	Manwan	69	1st July 1866.	30th June 1896.	30		1st July 1896.	30th June 1927.	31				
	Sadarpur	114	1st July 1867.	30th June 1897.			1st July 1897.	Do. ...	30				
	Kundri (south)	39	Do. ...	Do. ...			Do. ...	Do. ...	30				
	Aurangabad	34	Do. ...	Do. ...	30		Do. ...	30th June 1928.	31				
	Kurauna	51	Do. ...	Do. ...			Do. ...	Do. ...	31				
	Gundlaman	67	Do. ...	Do. ...			Do. ...	Do. ...	31				
	Chandra	150	1st July 1868.	30th June 1898.			1st July 1898.	30th June 1928.	30				
	Machhrelta	126	Do. ...	Do. ...	30		Do. ...	Do. ...	30				

STATIONS (continued).	...	142	Do. ...	Do. ...	30	13,00,510	Do. ...	Do. ...	30	*15,53,050	Local Government's Resolution No. 3125, dated 9th September 1899.	* Exclusive of the demands of revenue-free and fee-simple grants. Rs. Initial ... 14,62,629 Intermediate 15,52,370	
Mirāikh	...	142	Do. ...	Do. ...	30		Do. ...	Do. ...	30				
Madheli...	...	87	1st July 1899.	30th June 1899.			1st July 1899.	Do. ...	29				
Pirnagar	...	54	Do. ...	Do. ...			Do. ...	30th June 1929.	30				
Rāmkot	...	12	Do. ...	Do. ...	30		Do. ...	Do. ...	30				
Sitapur	...	170	Do. ...	Do. ...			Do. ...	Do. ...	30				
Hargaon	...	96	Do. ...	Do. ...			Do. ...	Do. ...	30				
Khararabad	...	153	1st July 1870.	30th June 1900.			1st July 1900.	Do. ...	29				
Lāharpur	...	165	Do. ...	Do. ...	30		Do. ...	Do. ...	29				
Biawán	...	215	Do. ...	Do. ...			Do. ...	30th June 1930.	30				
Tambaur	...	166	1st July 1871.	30th June 1901.			1st July 1901.	Do. ...	29				
Kandri (north)	...	127	Do. ...	Do. ...	30		Do. ...	Do. ...	29				

...	128	1st July 1870.	30th June 1900.	30
Khandausa	30
Bahraich	328	1st July 1867.	30th June 1897.	30	1,01,155	1,92,885
Misampur	363	Do...	Do. ...	30	1,99,902	2,10,079
Ikauna	213	1st July 1868.	30th June 1898.	30	1,40,548	1,74,386
Fakhrpur	289	1st July 1869.	30th June 1899.	30	92,420	1,08,701
Nānpāra	312	Do...	Do. ...	30	1,79,055	2,52,371
Bhinga, Chak I	64	1st July 1870.	30th June 1900.	30	1,16,507	1,44,098
Charda	179	Do...	Do. ...	30	1,32,350	1,59,274
Bhinga, Chaks II and III.	88	1st July 1871.	30th June 1901.	30	*	
Dharmanpur	64	Do...	Do. ...	30	22,375	
Tulsipur	32					



संयोजन

The district is under settlement. Against those parganas, the settlement of which has expired or is about to expire, the revised assessment has been shown in column 11, and against the rest of the parganas the current settlement of which has still a few years to run nothing has been shown as the revised assessments could not be ascertained. Their current demands are shown in column 7.

* Revenue included in that of Chak I.

Calendar of Land Revenue Settlements, Oudh—(continued).

District.	Pargana or taluk.	Number of villages.	Settlement last expired.						Settlement now current.				Reference to orders confirming Settlement referred to in columns 8 to 11.	Probable increase per cent. on amount in column 11 at next Settlement.	Remarks.
			Period.			Revenue demand.	Period.			Revenue demand.					
			From.	To.	Total number of years.		From.	To.	Total number of years.						
											4	5			
1	2	3											12	13	14
	Aurangabad	109	1st July 1868.	30th June 1898.	30							Rs. 44,120			
	Barwar	60	Do. ...	Do. ...	30							76,765			
	Pargawan	101	1st July 1869.	30th June 1899.	30							49,225			
	Kasta Abgaon	68	Do. ...	Do. ...	30										
	Basara	33	Do. ...	Do. ...	30							58,513			
	Paile	59	Do. ...	Do. ...	30										
	Muhamdi	135	1st July 1870.	30th June 1900.	30							62,395			
	Magdapur	34	Do. ...	Do. ...	30							11,390			
															The district is under settlement. Against those parganas the settlement of which has expired or is about to expire, the revised

Calendar of Land Revenue Settlements, Oudh—(continued).

District.	Fargana or taluk.	Number of villages.	Settlement last expired.				Settlement now current.				Reference to orders confirming Settlement referred to in columns 8 to 11.	Probable increase per cent. on amount in column 11 at next settlement.	Remarks.	
			Period.		Revenue demand.	Period.		Revenue demand.						
			From	To		From	To							
1	2	3	4	5	6	7	8	9	10	11	12	13	14	
KHERR— (concl'd.).	Palia ...	50	1st July 1872.	30th June 1902.	30		1st July 1871.	30th June 1901.						
	Nawárganj ...	128	1st July 1858.	30th June 1871.	13		Do. ...	Do. ...						
	Mahadewa ...	104	Do. ...	Do. ...	13		Do. ...	Do. ...						
	Gonda ...	652	Do. ...	Do. ...	13		Do. ...	Do. ...						
	Paharpur ...	128	Do. ...	Do. ...	13		Do. ...	Do. ...						
GONDA	Guwarich ...	219	Do. ...	30th June 1872.	14		1st July 1872.	30th June 1902.						
	Digsar ...	116	Do. ...	Do. ...	14		Do. ...	Do. ...						
	Utraula ...	267	Do. ...	Do. ...	14		Do. ...	Do. ...						
						Rs.								
											809'89'6			
											80	15,26,487	35 per cent.	Government of India, Department of Revenue and Agriculture No. 58, dated 8th August 1888.

Barhapara	...	128	Do. ...	30th June 1873.	15	1st July 1873.	30th June 1903.
Sadullangar	...	112	Do. ...	Do. ...	15	Do. ...	Do. ...
Babhnipair	...	141	Do. ...	30th June 1875.	17	1st July 1875.	30th June 1905.
Manikapur	...	196	Do. ...	Do. ...	17	Do. ...	Do. ...
Balrampur	...	311	Do. ...	30th June 1872.	14	Permanent settlement.	
Tulsipur	...	339	Do. ...	Do. ...	14	Do. ...	Do. ...